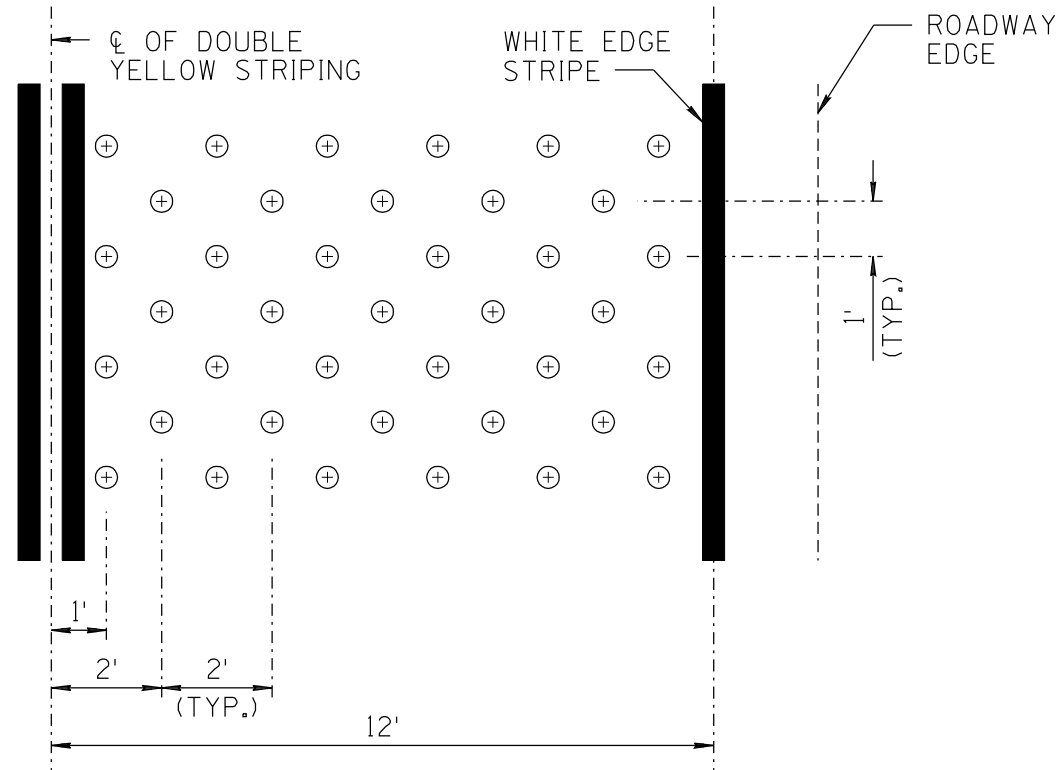
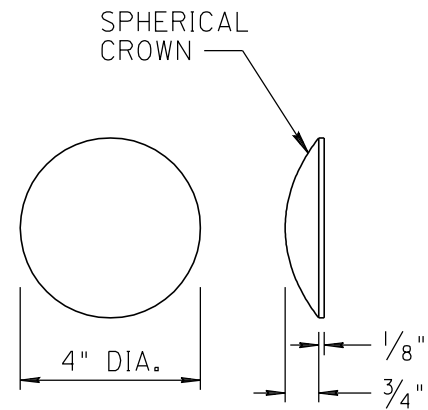


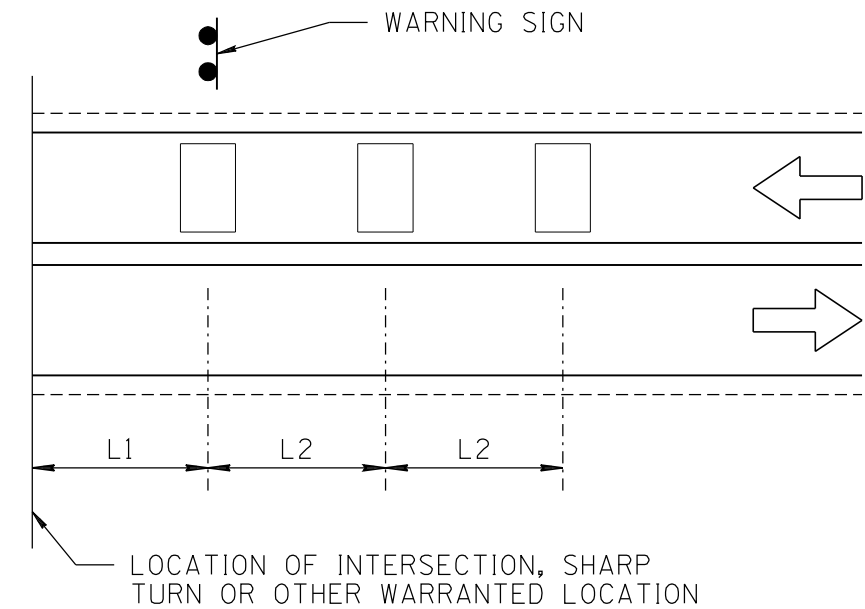
NO	DESCRIPTION OF REVISIONS	DATE	MADE BY
1	RE-ISSUE	2/02	L. LOPEZ
2	REVISED LI NOTE IN THE APPROACH SPEED TABLE AND CHANGED BORDER	10/10	L. LOPEZ
3			
4			



TYPE AB RAISED PAVEMENT MARKER  
TRANSVERSE RUMBLE STRIP  
(NON SNOW ZONE)

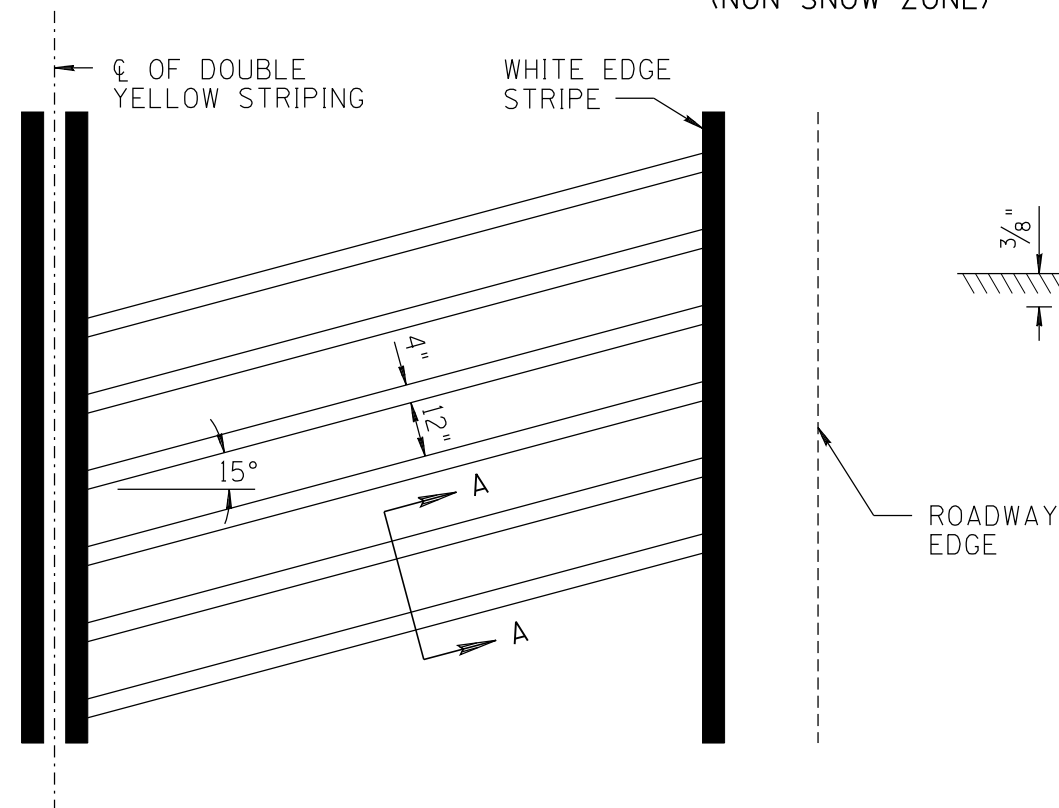


TYPE AB (BLACK) NON-REFLECTIVE  
RAISED PAVEMENT MARKER

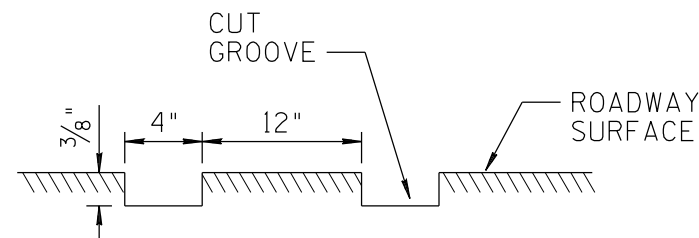


APPROACH SPEED	L1	L2
≥ 55 MPH	SEE MUTCD FOR PLACEMENT DISTANCE OF ADVANCED WARNING SIGNS.	200 FT
50 MPH		175 FT
45 MPH		150 FT
40 MPH		140 FT
≤ 35 MPH		125 FT

TYPICAL INSTALLATION



CUT GROOVE TRANSVERSE  
RUMBLE STRIP  
(SNOW ZONE)



SECTION A-A

NOTES:

1. SEE STD DWG M-19 FOR RAISED PAVEMENT MARKER DETAILS.
2. TYPE AB RAISED PAVEMENT MARKERS ARE BLACK AND NON-REFLECTIVE.
3. TYPE AB RAISED PAVEMENT MARKERS CONSIST OF A HEAT-FIRED VITREOUS CERAMIC BASE AND A HEAT-FIRED, OPAQUE, GLAZED SURFACE.
4. SPACING BETWEEN RUMBLE STRIPS MAY BE CHANGED AS DIRECTED BY THE ENGINEER.

NOT TO SCALE

DESIGN APPROVED	ARIZONA DEPARTMENT OF TRANSPORTATION INTERMODAL TRANSPORTATION DIVISION TRAFFIC SIGNING & MARKING STANDARD DRAWINGS	REVISION 10/10
<b>SIGNATURES</b>		DRAWING NO. M-21
APPROVED FOR DISTRIBUTION	ON FILE	SHEET NO. 1 OF 1
TRANSVERSE RUMBLE STRIP DETAILS		