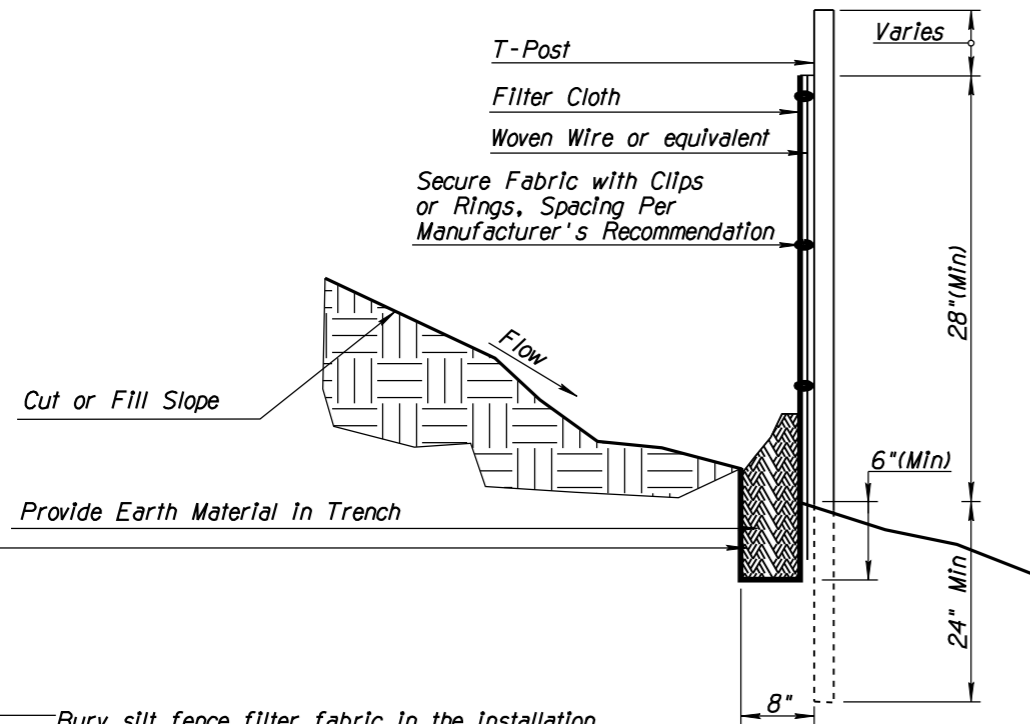
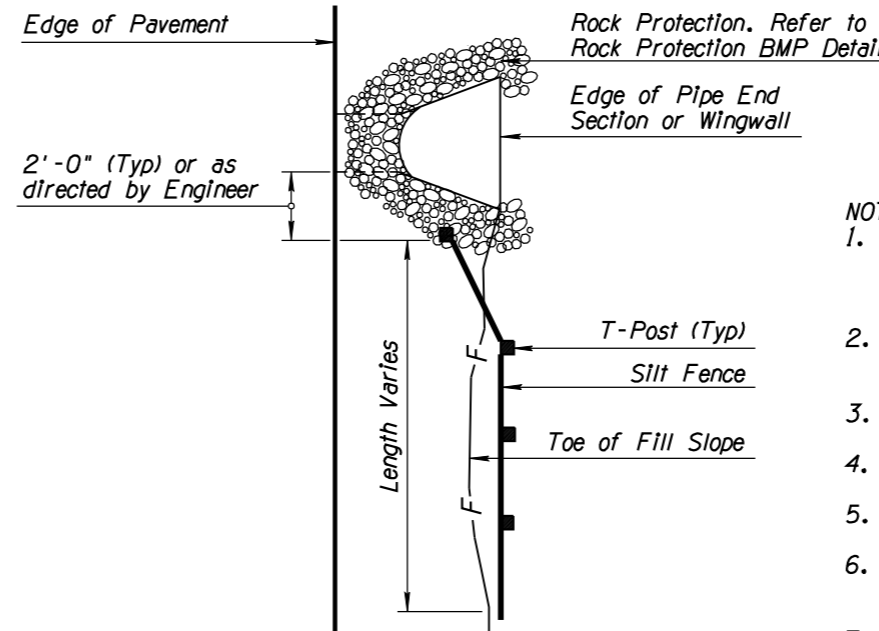


F.H.W.A. REGION	STATE	PROJECT NO.	SHEET NO.	TOTAL SHEETS	AS BUILT
9	ARIZ.				



SECTION (NTS)

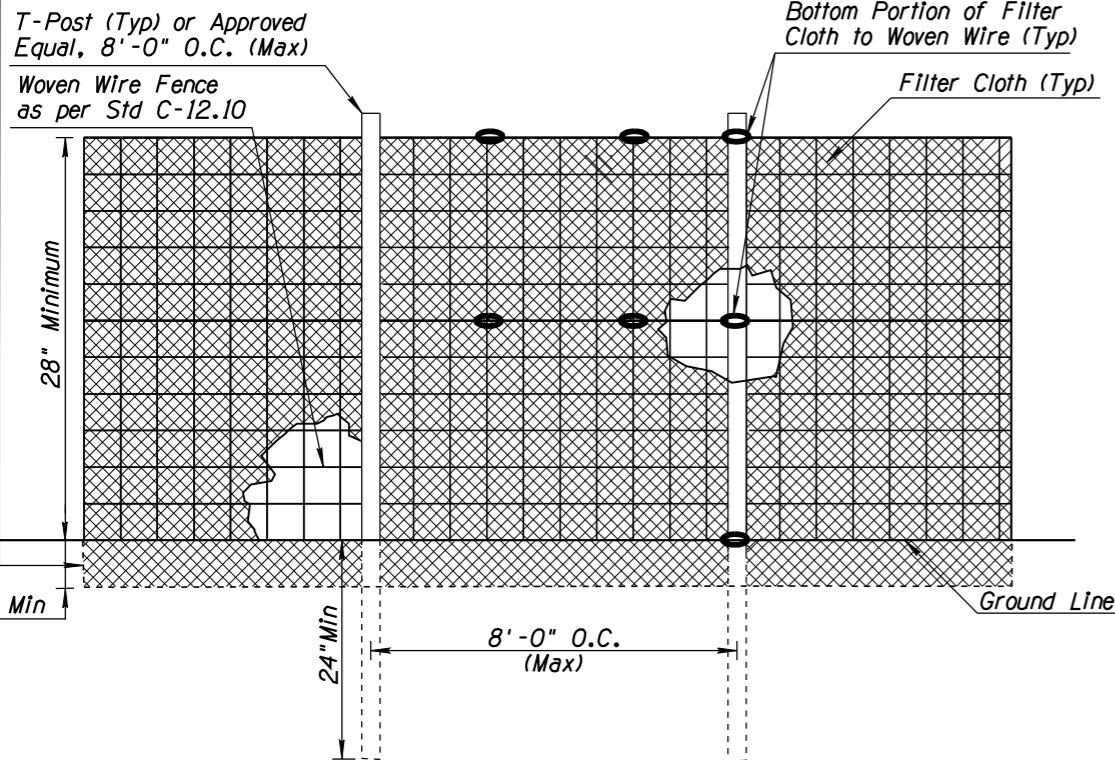
Bury silt fence filter fabric in the installation trench a minimum of twenty inches along perimeter of trench. The section of the trench shall be a minimum of 6" (deep) x 8" (wide). Bury filter fabric along the sides and bottom of the trench to form a "J".



SILT FENCE PLACEMENT AT PIPE INLET/OUTLET PLAN VIEW (NTS)

NOTES:

1. Select, install, and maintain Silt Fence per the manufacturer's specifications and good engineering practices. Remove Silt Fences per the direction of the Engineer or as soon as practicable upon stabilization of the construction disturbed area.
2. Install Silt fences at areas of construction disturbance as required, especially the downslope perimeters of construction disturbed areas.
3. Filter cloth shall be a woven polypropylene fabric and shall conform to Standard Specification Sub-section 1014-8.
4. Wire mesh fence fabric shall be standard woven wire fence fabric, as specified in Construction Standard C-12.10.
5. T-posts shall be steel line posts as specified in Construction Standard C-12.10 with a minimum length of 6'-0".
6. Attach Filter Cloth to the top wire and midpoint of the fence fabric every 3'-0" and attach to each T-post at the top, middle, and bottom with wire ties.
7. Attach Silt Fence filter fabric on the upslope side of T-posts to withstand potential surface runoff and trap sediment.
8. Install Silt Fences on the contour line, unless otherwise specified.
9. Field adjust and correct Silt Fence BMP immediately if it is causing flooding, erosion, and/or affecting roadway safety.
10. The installation and maintenance of Silt Fence BMPs shall not negatively impact traffic safety, nor the designed function of roadway or bridge drainage facilities.
11. Silt Fence BMPs shall be installed and maintained to carry the stormwater of at least 2-year, 24-hour events.
12. The Silt Fence BMP's pay/bid item shall include all materials used for this BMP; all ground preparation, furnishing, installing, maintenance, final removal and disposal of this temporary BMP, as well as returning the area to an acceptable condition as approved by the Engineer.



ELEVATION (NTS)

# DETAIL ES6

SILT FENCE

DESIGN	NAME	DATE	ARIZONA DEPARTMENT OF TRANSPORTATION INTERMODAL TRANSPORTATION DIVISION
DESIGN	TAO ZI FONG	05-2011	ROADSIDE DEVELOPMENT SECTION
DRAWN	HAN MENG	05-2011	
DRAWN	TAO ZI FONG	05-2011	STORMWATER QUALITY PROTECTION & EROSION/SEDIMENT CONTROL DETAILS
DRAWN	HAN MENG	05-2011	
CHECKED	E LEROY BRADY	05-2011	
TEAM LEADER	E LEROY BRADY	05-2011	
ROUTE	MP	LOCATION	

SHEET OF

TRACS NO.

OF